






Custom Label Sticker with multiple designs (Kiss-cut)

(when bleed is not required)



Gap between each cutline to be at least 3mm apart.

Gap between image and cutline to be at least 3mm apart.



RED OUTLINE = KISS-CUT LINE
3mm border is recommended.



RESULT

*Peel out from the full sheet.

BLUE BOX = SAFE CUTTING AREA
(265mm x 372mm)

Put design and cutting line within this safe area.

Custom Label Sticker with multiple designs (Die-Cut)

(with 3mm border when bleed is not required)



BLUE BOX = SAFE CUTTING AREA

(265mm x 372mm)

Put design and cutting line within this safe area.

RESULT

*Cut out piece by piece.